

An aerial photograph of a snowy mountain town, likely in the Alps, with three paragliders flying over it. The town is covered in snow, and the surrounding mountains are also snow-covered. The paragliders are wearing colorful gear and have large, colorful canopies. The sky is clear and blue.

# NOVA

PRION 5  
Product Presentation



## PRION 5 - Fly safely

The PRION 5 combines the globally tried and tested strengths of its predecessors - simple launch characteristics and good-natured handling - with improved roll damping and a new design. It can also boast of two innovations: the redesigned, even more comfortable NOVA Adjustable Handles and a colour gradient on the brake lines that helps to correctly dose the brake travel.







## Optimised for instruction

The design of the PRION 5 was carried out in consultation with students and paragliding instructors and resulted in further improved roll damping. Technically, it also differs from its predecessor model in that it has a slightly lower aspect ratio and a more complex interior. The mini-ribs increase performance and decrease brake pressure, the nylon reinforcements in the middle of each cell make for even better launch characteristics. Additionally, several vector tapes increase the structural stability.



## Quote from Dr. Klaus Irschik (Proprietor of the flying school Flugschule Göppingen, Germany)

"The PRION series from NOVA has made a significant contribution to stress-free training for us as a flying school and for me as an instructor. With hundreds of taster course and initial training flights, but also with high flights, we sometimes see clear differences. For us, the most important thing is that a beginner's glider lines are easy to handle, it is easy to take off even in difficult wind conditions and can easily cope with any overreactions on the part of the pilot. And thanks to good workmanship and smart choice of materials, they still look good even after the toughest training sessions. I think the PRION 5 is the logical next-step of the successful models from previous years, but with a little more performance and better handling. This allows us to get people in the air safely even on shallow training slopes. Our beginners now reach the required safety altitude more quickly on the gentle hills of the Swabian Alps."





## Roll damping

Roll basically means "rocking to the left and right" under the wing. This maneuver is practised during paragliding instruction. However, accidental roll should be avoided. The roll damping keeps the glider on track in straight flight - this is especially important for beginner gliders, because it allows the pilot to concentrate on controlling the wing. For example, this also makes the landing approach easier.





## Adjustable Handles

Individually adjustable brake handles facilitate correct gripping and direct brake input. The ball of the hand and the brake line should form a line. This makes launching easier, improves the "feeling" for the wing and as a result, increases flight safety. Alternatively, the Adjustable Handles can be used exactly in the same way as our standard brake handles.



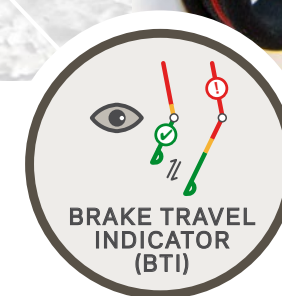
PRION 5  
Fly safely






## Brake lines with colour gradient

The colour gradient (from green to yellow to red) enables the pilot for the first time to correctly dose the brake travel by means of visual control. This can help to prevent accidental stalling. The green and yellow area are used for steering, the red area is for the flare when landing.








## Rigid Foils in the middle of the cell

The clever placement of nylon reinforcements in the middle of each cell make for even better launch characteristics. This is the first time in the PRION series they have been used.





**PRION 5**  
Fly safely





## Quote from Ferdinand Vogel (NOVA test pilot)

“The aim was to create a stable glider with a high degree of roll damping, which would make flying even safer and the critical phases of launch and landing easier for everyone. In combination with its direct handling, the PRION 5 has become one of the safest and simplest wings.”







## Pilot target group

The PRION 5 (EN/LTF A - suitable for instruction) is a very good-natured paraglider with easy launch and landing characteristics, which provides pleasure in flying both in school and beyond. It combines the highest possible passive safety with intuitive handling and, thanks to its modern design, is suitable for relaxed soaring as well as for first cross-country flights. The balanced mix of stability and agility that has characterised the PRION series since 2010 has proven ideal for beginners.



# PRION 5

## FAQ

### What is the difference to the PRION 4?

The PRION 5 represents a further advance in development by once again improving the proven strengths of all previous models – easy launch, good-natured handling and stable flight. It is also the first PRION with the new look and it can boast of two innovations: the new, even more comfortable NOVA Adjustable Handles and a colour gradient on the brake line that helps to correctly dose the brake travel.

### What is the difference between the PRION 5 and the AONIC?

Both are certified as EN/LTF A and can be used in instruction. In a direct comparison, the PRION 5 is less dynamic and therefore easier to fly than the high-end EN A AONIC. With the PRION 5 the focus is on instruction, with the AONIC it is on thermal and cross-country flying. We recommend the PRION 5 to anyone who wants completely relaxed flying.

### What is the difference between the PRION 5 and the IBEX 4?

Both are certified as EN/LTF A and can be used in instruction. The differences are in weight and packing volume. The PRION 5 is made from robust materials and weighs 4.7 kg (size S). In comparison, the versatile (e.g. for hike & fly and travelling) IBEX 4 is markedly lighter at 3.5 kg (size S) and can be packed much smaller. For the take off weight, the IBEX has a classification from "relaxed" to "standard" to "dynamic" and thus covers a particularly large weight range per model.

### What is the difference between the PRION 5 and the DOUBLESKIN?

Both are certified as EN/LTF A. We recommend the PRION 5 for instruction, but not the DOUBLESKIN. The reason for this is the thinner fabric and ultra-light risers of the hike & fly optimised lightweight wing and its extended weight range with EN/LTF B certification. Good to know: NOVA provides the same guarantees regardless whether the wing is made from light or standard cloth. More info at NOVA Protect.









PRION 5  
Fly safely






\_Lime



\_Blue



\_Orange



\_Sangria

## Colours





## Materials

Leading edge: Dominico 30D, 41 g/m<sup>2</sup>  
Top surface: Skytex 38 Universal 38g/m<sup>2</sup>  
Skytex 40 Eazyfly 40g/m<sup>2</sup>  
Lower sail: Skytex 40 Eazyfly 40g/m<sup>2</sup>  
Profile ribs: Porcher Skytex 40 Hard, 40g/m<sup>2</sup>  
(suspended)

Profile ribs: Porcher Skytex 40 Hard, 40g/m<sup>2</sup>  
(unsuspended)  
Main lines: Edelrid 7343: 340/230/140 | Liros TSL140  
Gallery lines: Edelrid 7343: 140/ 90 | Liros DSL 70  
Brake lines: Edelrid 7343 340 | Liros PPSL160 / DSL70  
Risers: Polyester 20mm | Kevlar 12mm





## Technical Data

### PRION 5

		XXS	XS	S	M	L
Number of cells		33	33	33	33	33
Projected span	m	7.85	8.34	8.75	9.18	9.71
Projected area	m <sup>2</sup>	18.50	20.90	23.00	25.30	28.30
Projected aspect ratio		3.33	3.33	3.33	3.33	3.33
Flat span	m	9.81	10.43	10.94	11.47	12.13
Flat area	m <sup>2</sup>	21.69	24.51	26.97	29.67	33.19
Flat aspect ratio		4.42	4.42	4.42	4.42	4.42
Line length	mm	0.7/0.8/1.0/1.2/1.3				
Line length	m	6.37	6.77	7.11	7.45	7.88
Max. chord	m	2.68	2.85	2.99	3.14	3.32
Weight	kg	3.90	4.30	4.70	5.10	5.50
Certified take off weight*	kg	55 - 75	65 - 85	75 - 100	90 - 115	105 - 140
Certification (EN & LTF)		A	A	A	A	A

\*Pilot incl. equipment and wing



# NOVA

Every NOVA paraglider comes with a big package of extra services and guarantees.  
When you buy the wing you get more than just the product.

